

Hidden Wildlife: Using Cameras to Study Animals



Two Mile Prairie Elementary 5th Grade



Introduction

Our project focused on the wildlife that lives around Two Mile Prairie Elementary School, Columbia, MO. We have many acres of land and different habitats in our outdoor classroom including our pond, forest, and prairie habitat where we think the animals hang out for their food. This study allows us to observe the different types of animals that we have such as mammals, reptiles, and birds with wildlife cameras.



Our goals were to:

- 1) Count the number of animal species.
- 2) Compare the types of species that visit in the day to the night.
- 3) Compare the types of species found in different habitats (wetland, prairie, and forest).
- 4) Count the number of individual animals (when they can be identified individually).
- 5) Understand what animals are doing in their habitat from their behavior.

Methods

We used seven cameras in prairie (3), forest (2), and pond (2) habitats.



Forest



Prairie

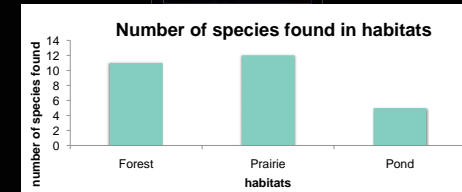


Pond

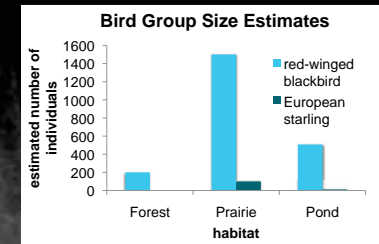


We checked the cameras every week for pictures of animals.

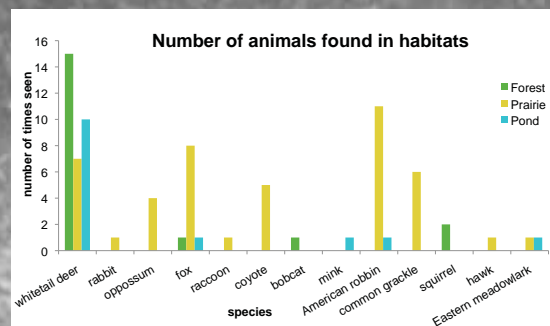
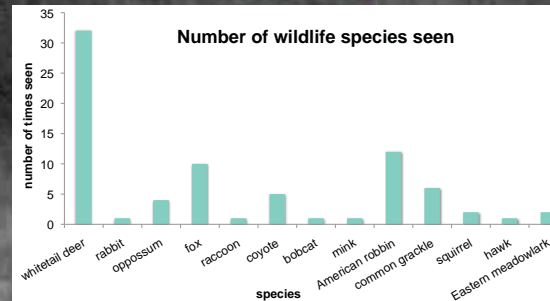
Results



We also found large flocks of European starlings and red-winged blackbirds. We estimated the number of individuals.



Results



Conclusions

We found many species of animals that live by our school. We were especially surprised by the bobcat! Two Mile Prairie has habitats that animals use. The prairie was visited the most often, but it also had one more camera than the other habitats. We noticed most animals visit at night. We are still analyzing data on behavior and individuals.

Acknowledgements

We would like to thank Dr. Galen, Dr. Waldron, Dr. Nilon, Ms. Schmoele, Mrs. Isabelle, the United States Fish and Wildlife Service, Dr. Miller-Struttman, Dr. Lankford, Mr. Allen, Mr. Decker, and Mrs. Schuttler.